

# AA monthly congestion report: September 2018

## Wellington

Typical travel times in the morning peak period

SH1  
PLIMMERTON-CBD  
**34 minutes**

Previous year (Sept 2017):  
35 minutes  
Free-flow: 20 minutes





SH2  
LOWER HUTT-CBD  
**24 minutes**

Previous year (Sept 2017):  
23 minutes  
Free-flow: 11 minutes

SH1  
AIRPORT-CBD  
**20 minutes**

Previous year (Sept 2017):  
21 minutes  
Free-flow: 11 minutes

### In the month of September 2018:

-  No change in congestion across the network against previous year (Sept 2017)
-  **6,100** - cars added to the fleet in the last 12 months
-  Worst day of the month: **Tuesday, 4 September**
-  Number of wet days\*: **7**  
\*Days with at least 1mm of rain  
Source: Greater Wellington Regional Council