

# AA monthly congestion report: October 2017

## Auckland

Typical travel times in the morning peak period

**ALBANY - CBD**  
**27 minutes**

(Last month 28 minutes)  
Free-flow: 11 minutes

**WESTGATE - CBD**  
**24 minutes**

(Last month 25 minutes)  
Free-flow: 12 minutes

**BOTANY - SH1**  
**14 minutes**

(Last month 15 minutes)  
Free-flow: 9 minutes






**CBD - AIRPORT**  
**26 minutes**

(Last month 26 minutes)  
Free-flow: 20 minutes

**PAPAKURA - CBD**  
**37 minutes**

(Last month 40 minutes)  
Free-flow: 21 minutes

### In the month of October 2017:

-  **3%** Decrease of 3% in typical morning peak travel times across the network (from Sept)
-  **12,000** cars added to the fleet in the last 12 months
-  Number of incidents: **52** (32 in Sept)
-  Worst day of the month: **Wednesday, 18th Oct**
-  Number of wet days\*: **10**  
\*Days with at least 1mm of rain  
Source: Auckland Council

#### NOVEMBER

- ITM SuperSprint  
Fri 3rd - Sun 5th, Pukekohe
- Rugby League World Cup  
Sat 25th, Mt Smart Stadium
- Farmers Santa Parade  
Sun 26th, Queen St

#### DECEMBER

- Sia  
Tues 5th, Mt Smart Stadium
- Coca-Cola Christmas in the Park  
Sat 9th, Auckland Domain
- Paul McCartney  
Sat 16th, Mount Smart Stadium

### What to look out for on the network: