

AA monthly congestion report: April 2018

Wellington

Typical travel times in the morning peak period

SH1 PLIMMERTON-CBD

36 minutes

Previous year (April 2017):
33 minutes

Free-flow: 20 minutes

SH2 LOWER HUTT-CBD

26 minutes

Previous year (April 2017):
26 minutes

Free-flow: 10 minutes





SH1 AIRPORT-CBD

18 minutes

Previous year (April 2017):
17 minutes

Free-flow: 11 minutes

In the month of April 2018:

-  **1%** Change in congestion across the network against previous year (April 2017)
-  **6,000** - cars added to the fleet in the last 12 months
-  Worst day of the month: **Tuesday, 10 Apr**
-  Number of wet days*: **14**
*Days with at least 1mm of rain
Source: Greater Wellington Regional Council