

AA monthly congestion report: July 2019

Wellington

Typical travel times in the morning peak period

SH1
PLIMMERTON-CBD
36 minutes

Previous year (Jul 2018):
33 minutes
Free-flow: 20 minutes

SH2
LOWER HUTT-CBD
26 minutes


Previous year (Jul 2018):
22 minutes
Free-flow: 10 minutes


SH1
AIRPORT-CBD
19 minutes


Previous year (Jul 2018):
17 minutes
Free-flow: 12 minutes

In the month of July 2019:

↑ **2.7%** Change in congestion across the network against previous year (Jul 2018)

 **7,000** - cars added to the fleet in the last 12 months

 Worst day of the month: **Wednesday, 3 July**

 Number of wet days*: **16**
*Days with at least 1mm of rain
Source: Greater Wellington Regional Council