

AA monthly congestion report: November 2017

Wellington

Typical travel times in the morning peak period

SH1 PLIMMERTON-CBD

36 minutes

(Last month: 34 minutes)

Free-flow: 20 minutes

SH2 LOWER HUTT-CBD

26 minutes

(Last month: 23 minutes)

Free-flow: 10 minutes

SH1 AIRPORT-CBD


23 minutes


(Last month: 20 minutes)


Free-flow: 10 minutes

In the month of November 2017:

↑ **2%** Increase of 2% in typical morning peak travel times across the network (from Oct)

 **8,830** cars added to the fleet in the last 12 months

 Worst day of the month: **Thursday, 16 Nov**

 Number of wet days*: **1**
*Days with at least 1mm of rain
Source: Greater Wellington Regional Council