

AA monthly congestion report: October 2017

Wellington

Typical travel times in the morning peak period

SH1 PLIMMERTON-CBD

34 minutes

(Last month: 35 minutes)

Free-flow: 20 minutes

SH2 LOWER HUTT-CBD

23 minutes

(Last month: 26 minutes)

Free-flow: 10 minutes


SH1 AIRPORT-CBD


20 minutes


(Last month: 21 minutes)


Free-flow: 11 minutes

In the month of October 2017:

 No change in typical morning peak travel times across the network (from Sept)

 8,830 cars added to the fleet in the last 12 months

 Worst day of the month: **Tuesday, 31 Oct**

 Number of wet days*: **8**
*Days with at least 1mm of rain
Source: Greater Wellington Regional Council