

Used car safety ratings

BUYER'S
GUIDE

Passenger vehicles built 1982-2004

2006
UPDATE



IN A CRASH

how much is your car likely to:

- protect you
- harm other road users?



Land Transport NZ
Ikiiki Whenua Aotearoa



Australian Government
Australian Transport Safety Bureau



NRMA
Motoring & Services



New Zealand



ROAD SAFETY
COUNCIL



vic roads

You've got your sights set on that car. It's the right price, looks good, and it's the perfect size for what you need. But there are two important factors you may not have thought about. Are your car's safety and design features likely to protect you in a crash? And, is your car likely to harm other road users?

Real world crash data analysed by Monash University's Accident Research Centre suggests that some used vehicle models offer drivers better protection from death or serious injury in a crash than others. The impact on other road users can also vary greatly.

It's worth taking a few minutes to read this brochure and find out how your vehicle compares. Those few minutes could save a life – your own, your passenger's or that of another road user.

PROTECTING YOU IN A CRASH

If all vehicle designs were equivalent to the safest model, the number of fatal and disabling crash injuries could be significantly reduced.

Safety design features that may significantly reduce the risk of death or injury include:

- crumple zones
- collapsible steering columns
- reinforced door frames
- airbags
- seat belts designed to work with airbags.

The charts in this brochure show safety ratings for 305 vehicle models.

IF YOU CARE ABOUT YOUR SAFETY, CONSIDER CHOOSING ONE OF THE BEST-RATED MODELS.



IN A CRASH, HOW SERIOUSLY WOULD YOUR VEHICLE HARM ANOTHER ROAD USER?



Your vehicle may offer you some protection in a crash

– but how seriously is it likely to harm another road user, such as a pedestrian, a cyclist, a motorcyclist or the driver of the other vehicle involved in the crash? For example, the crash statistics studied by Monash University indicate that 4WDs are more likely to cause more serious injuries to other drivers, while small cars are less likely to inflict damage on the other party in a crash.

The charts provide you with a rating for this.

IF YOU CARE ABOUT THE SAFETY OF OTHERS, CONSIDER CHOOSING ONE OF THE BEST-RATED MODELS.

MYTHS ABOUT VEHICLE SAFETY

MYTH: You can take more risks if you've got a vehicle with safety features – they will save you in a crash. **FACT:** While safety features are more likely to increase your chances of surviving a crash, they don't make you indestructible. Safety features won't necessarily save you from death or serious injury, particularly if you're speeding or not wearing your seat belt.

MYTH: A safe vehicle is more expensive. **FACT:** Many reasonably priced makes and models score very well in the safety ratings and better than some of the more expensive models.

HOW THESE SAFETY RATINGS ARE CALCULATED

Crash records from over 1.7 million police-reported crashes in New Zealand and Australia between 1987 and 2004 were analysed by Monash University's Accident Research Centre in Melbourne.

Then, ratings on protection to drivers and harm to other road users were calculated using an internationally reviewed method.¹

The ratings on **protection to drivers** are influenced by the vehicle mass, the structural design of the vehicle body and what safety features, such as airbags and types of seat belts, are in the vehicle. There are 305 vehicle models with ratings for protection to drivers. This covers most of the Australian and New Zealand vehicle fleets.

The rating on **how much a vehicle could harm other road users in a crash** is influenced by the vehicle's mass, body stiffness and bonnet and bumper height. Some vehicle makes and models in this brochure have not been rated for harm to other road users due to insufficient data.

The rating category assigned to each vehicle reflects the safety of the vehicle (estimated from the available data) as well as the level of confidence in the estimate. The greater the amount of data from which the safety estimate is derived, the greater the confidence in the estimate. For example, a vehicle that scores **dark green is much safer than average with a high degree of confidence** whilst a vehicle that scores **red is much less safe than average with a high degree of confidence**. Some vehicles score yellow because they have insufficient real crash experience to rate them as either better or worse than average with a high degree of certainty. These tend to be late model vehicles that were only released in the very latest years covered by the brochure. The rating category for these vehicles may change in future updates as more crash data becomes available.



¹ Full technical details on how the ratings are calculated can be found in a downloadable report on the Monash University Accident Research Centre website www.monash.edu.au/muarc



WON'T CERTAIN KINDS OF VEHICLES SCORE A GOOD RATING BECAUSE OF THE TYPES OF PEOPLE WHO DRIVE THEM OR WHERE THEY ARE DRIVEN?

These factors were taken into account as much as possible when the data was analysed. One rating measures how much the vehicle is likely to have protected its driver when a crash occurred. The other rating looks at crashes involving other road users and measures whether any were harmed and how seriously. Both ratings factor out the effect, as much as possible, of who was driving the vehicle – and where.

WHAT'S THE DIFFERENCE BETWEEN THESE RATINGS AND NEW CAR SAFETY RATINGS?

New car safety ratings (eg ANCAP) are determined by crash testing vehicles in a controlled laboratory setting while the used car safety ratings in this brochure are calculated using data from police reports on actual crashes. Research shows that the two ratings systems correlate well overall. However, the results should not be compared directly because the different sources of the ratings can lead to differences in the assessment of some vehicles.

Any vehicle safety rating system can only provide an indication of how much protection you can expect in the event of a crash. Whether or not you die or are seriously injured in a crash also depends on how safely you drive your vehicle.

WHERE TO FIND OUT MORE

For more information or answers to frequently asked questions, visit the website of the organisation nearest to you:

New Zealand

Land Transport New Zealand: www.landtransport.govt.nz
Phone 0800 699 000

New Zealand Automobile Association: www.aa.co.nz
Phone 0800 500 333 (option 5)

Australia

Australian Transport Safety Bureau: www.atsb.gov.au

Victoria

RACV: www.racv.com.au
Phone 03 9790 2190
VicRoads: www.vicroads.vic.gov.au
Transport Accident Commission: www.howsafeisyourcar.com.au

New South Wales

RTA: www.rta.nsw.gov.au
Phone 1800 042 865
NRMA: www.mynrma.com.au
Phone 1300 655 443

Western Australia

RAC: www.rac.com.au
Office of Road Safety: www.officeofroadsafety.wa.gov.au
Phone 08 9216 8508



CHANGES TO *USED CAR SAFETY RATINGS* BROCHURE SINCE THE 2005 UPDATE

More makes/models

288 vehicles were featured in last year's brochure. The 2006 update features 305 vehicles to accommodate new makes and models of used vehicles as well as an additional year of crash data.

Some ratings for individual makes/models have changed

The scores for each individual make/model are compared against the 'average' for all vehicles. Over time the 'average' performance of vehicles gets better, so that a particular vehicle may not seem to rate as well as it did compared with previous years.

An important finding of the *Used Car Safety Ratings* is that on average newer models provide their occupants with stronger protection in a crash. These improvements come from better structural designs, as well as an increase in the fitment of safety features such as airbags, more advanced seat belt systems and even vehicle interiors built with plastics instead of steel that provide padding when struck by a human occupant.

However, while vehicle safety levels have improved over time on average, the *Used Car Safety Ratings* allow buyers to select the individual models that provide the best protection.

COMPACT 4-WHEEL DRIVE VEHICLES

Make	Model	Year	How much is your vehicle likely to protect you?	How seriously is your vehicle likely to harm another road user?
Daihatsu	Feroza/Rocky	89-97		O
Daihatsu	Rocky/Rugger	85-98		X
Daihatsu	Terios	97-04		✓
Nissan	X-Trail	01-04		
Lada	Niva	84-99		O
Honda	CR-V	97-01		✓
Honda	CR-V	02-04		O
Honda	HR-V	99-02		X
Subaru	Forester	97-02		✓✓
Subaru	Forester	02-04		
Suzuki	Vitara/Escudo	88-98		O
Holden/Suzuki	Drover/Sierra/Samurai/SJ410/SJ413	82-99		O
Toyota	RAV4	94-00		O
Toyota	RAV4	01-04		O

MEDIUM 4-WHEEL DRIVE VEHICLES

Holden/Isuzu	Jackaroo/Bighorn	82-91		XX
Holden/Isuzu	Jackaroo/Bighorn	92-97		O
Holden/Isuzu	Jackaroo/Bighorn	98-02		O
Mitsubishi	Pajero	82-90		XX
Mitsubishi	Pajero	92-99		X
Mitsubishi	Pajero NM/NP	00-04		
Mitsubishi	Challenger	98-04		
Jeep	Cherokee XJ	96-00		O
Land Rover	Defender	92-04		O
Land Rover	Discovery	91-02		O
Nissan	Pathfinder/Terrano	88-94		X
Nissan	Pathfinder/Terrano	95-02		O

KEY

	How much is your vehicle likely to protect you?	How seriously is your vehicle likely to harm another road user?
Significantly better than average		✓✓ Significantly less harm to other road users than average
Better than average		✓ Less harm than average
Average		O Average
Worse than average		X More harm than average
Significantly worse than average		XX Significantly more harm than average

Where no rating is included, there was insufficient data available for that particular vehicle.

LARGE 4-WHEEL DRIVE VEHICLES

Make	Model	Year	How much is your vehicle likely to protect you?	How seriously is your vehicle likely to harm another road user?
Ford	Explorer	00-01		O
Nissan	Patrol/Safari	82-87		XX
Nissan/Ford	Patrol/Maverick/Safari	88-97		XX
Nissan	Patrol/Safari	98-04		XX
Land Rover	Range Rover	82-94		XX
Toyota	Landcruiser	82-89		XX
Toyota	Landcruiser	90-97		XX
Toyota	Landcruiser	98-04		XX

COMMERCIAL VEHICLES – UTES






Ford/Nissan	Falcon Ute/XFN Ute	82-95		X
Ford	Falcon Ute	96-99		X
Ford	Falcon Ute AU	00-02		X
Ford	Falcon Ute BA	03-04		
Ford	Ford F-Series	82-92		XX
Holden	Commodore Ute VG/VP	90-93		O
Holden/Isuzu	Rodeo/Pickup	82-85		O
Holden/Isuzu	Rodeo/Pickup	86-88		O
Holden/Isuzu	Rodeo/Pickup	89-95		XX
Holden	Rodeo	96-98		X
Holden	Rodeo	99-02		X
Holden	Rodeo	03-04		O
Holden	WB Series	82-85		X
Holden	Commodore Ute VR/VS	94-00		X
Holden	Commodore Ute VU	00-02		X
Holden	Commodore Ute VY/VZ	02-04		XX
Kia	Ceres	92-00		O
Ford/Mazda	Courier/B-Series/Bounty	98-02		O
Nissan	720 Ute	82-85		O
Nissan	Navara	86-91		X
Nissan	Navara	92-96		X
Nissan	Navara	97-04		X
Subaru	Brumby	82-92		O

KEY














	How much is your vehicle likely to protect you?	How seriously is your vehicle likely to harm another road user?
Significantly better than average		✓✓ Significantly less harm to other road users than average
Better than average		✓ Less harm than average
Average		O Average
Worse than average		X More harm than average
Significantly worse than average		XX Significantly more harm than average

Where no rating is included, there was insufficient data available for that particular vehicle.













COMMERCIAL VEHICLES – UTES

Make	Model	Year	How much is your vehicle likely to protect you?	How seriously is your vehicle likely to harm another road user?
Suzuki	Mighty Boy	85-88		✓
Toyota	4Runner/Hilux	82-85		XX
Toyota	4Runner/Hilux	86-88		XX
Toyota	4Runner/Hilux	89-97		XX
Toyota	Hilux	98-02		XX






COMMERCIAL VEHICLES – VAN

Daihatsu	Handivan	82-90		✓
Daihatsu	Hi-Jet	82-90		
Ford	Falcon Panel Van	82-95		0
Ford	Falcon Panel Van	96-99		0
Ford	Transit	95-00		0
Holden	Shuttle/WFR Van	82-87		0
Honda	Acty	83-86		✓
Holden/Suzuki	Scurry/Carry	82-00		0
Toyota	Hiace/Liteace	82-86		XX
Toyota	Hiace/Liteace	87-89		XX
Toyota	Hiace/Liteace	90-95		XX
Toyota	Hiace/Liteace	96-04		XX
Volkswagen	Caravelle/Transporter	95-04		XX

LIGHT CARS

Daihatsu	Charade	82-86		✓
Daihatsu	Charade	88-92		✓✓
Daihatsu	Charade	93-00		✓✓
Daihatsu	Pyzar	97-01		✓
Daihatsu	Sirion/Storia	98-04		✓✓
Daihatsu	Mira	90-96		✓
Daewoo	1.5i	94-95		
Daewoo	Cielo	95-97		✓✓
Daewoo	Lanos	97-03		0
Daewoo	Matiz	99-04		0
Ford	Festiva WD/WH/WF	94-01		✓✓
Ford	Ka	99-04		

KEY

	How much is your vehicle likely to protect you?	How seriously is your vehicle likely to harm another road user?
Significantly better than average		✓✓ Significantly less harm to other road users than average
Better than average		✓ Less harm than average
Average		0 Average
Worse than average		X More harm than average
Significantly worse than average		XX Significantly more harm than average

Where no rating is included, there was insufficient data available for that particular vehicle.

LIGHT CARS

Make	Model	Year	How much is your vehicle likely to protect you?	How seriously is your vehicle likely to harm another road user?
Holden	Barina XC	01-04		✓✓
Holden	Barina SB	95-00		✓
Hyundai	Excel	86-90		○
Hyundai	Excel	90-94		✓
Hyundai	Excel/Accent	95-00		✓
Hyundai	Getz	02-04		○
Hyundai	Accent	00-04		✓
Mitsubishi	Mirage/Colt	82-88		✓
Kia	Rio	00-04		○
Ford/Mazda	Festiva WA/121	87-90		✓✓
Mazda	121/Autozam Review	94-96		✓✓
Mazda	121 Metro/Demio	97-02		✓✓
Nissan	Micra	95-97		○
Honda	City	83-86		○
Peugeot	205	87-94		
Subaru	Sherpa/Fiori/700/Rex	89-92		✓
Suzuki	Swift	82-85		
Holden/Suzuki	Barina/Swift/Cultus	86-88		✓✓
Holden/Suzuki	Barina/Swift/Cultus	89-99		✓✓
Suzuki	Hatch/Alto	82-84		○
Suzuki	Alto	85-00		
Suzuki	Ignis	00-02		
Toyota	Starlet	96-99		✓
Toyota	Echo	99-04		✓✓
Volkswagen	Polo	96-00		○

SMALL CARS

Alfa Romeo	33	83-92		✓✓
Chrysler	Neon	96-99		✓
Daihatsu	Applause	89-99		✓
Daewoo	Nubira	97-03		✓
Ford	Laser	91-94		✓
Ford	Laser	95-97		✓
Ford	Focus	02-04		○
Fiat	Regata	84-88		

KEY

	How much is your vehicle likely to protect you?	How seriously is your vehicle likely to harm another road user?
Significantly better than average		✓✓ Significantly less harm to other road users than average
Better than average		✓ Less harm than average
Average		○ Average
Worse than average		✗ More harm than average
Significantly worse than average		✗✗ Significantly more harm than average

Where no rating is included, there was insufficient data available for that particular vehicle.

SMALL CARS












Make	Model	Year	How much is your vehicle likely to protect you?	How seriously is your vehicle likely to harm another road user?
Holden	Gemini	82-84		✓
Holden	Gemini RB	86-87		○
Holden	Astra TR	96-98		○
Holden	Astra TS	98-04		✓
Hyundai	Elantra	00-04		○
Hyundai	S Coupe	90-96		✓✓
Hyundai	Lantra	91-95		○
Hyundai	Lantra	96-00		○
Mitsubishi	Lancer/Mirage CA	89-90		✓
Mitsubishi	Lancer/Mirage CB	91-92		○
Mitsubishi	Lancer/Mirage CC	93-95		✓✓
Mitsubishi	Lancer/Mirage CE	96-03		✓
Mitsubishi	Cordia	83-87		✗
Ford/Mazda	Laser/323/Familia	82-88		✓✓
Mazda	323/Familia/Lantis	90-93		✓✓
Mazda	323/Familia/Lantis	95-98		✓✓
Ford/Mazda	Laser/323	99-03		✓
Holden/Nissan	Astra/Pulsar/Langley	84-86		✓
Holden/Nissan	Astra/Pulsar/Vector/Sentra	88-90		✓
Nissan	Pulsar/Vector/Sentra	92-95		✓
Nissan	Pulsar/Vector/Sentra	96-99		✓
Nissan	Stanza	82-83		○
Nissan	Pulsar	00-04		○
Honda	Civic	82-83		✓✓
Honda	Civic/Ballade/Shuttle	84-87		✓
Honda	Civic/Shuttle	88-91		✓
Honda	Civic	92-95		○
Honda	Civic	96-00		✓✓
Honda	Civic	01-04		○
Honda	Concerto	89-93		○
Peugeot	306	94-01		○
Proton	Wira	95-96		○
Renault	19	91-96		○
Rover	Quintet	82-86		○
Subaru	Impreza	93-00		○
Subaru	Impreza	01-04		○
Suzuki	Baleno/Cultus/Crescent	95-02		✓✓

KEY

	How much is your vehicle likely to protect you?	How seriously is your vehicle likely to harm another road user?
Significantly better than average		✓✓ Significantly less harm to other road users than average
Better than average		✓ Less harm than average
Average		○ Average
Worse than average		✗ More harm than average
Significantly worse than average		✗✗ Significantly more harm than average

Where no rating is included, there was insufficient data available for that particular vehicle.






SMALL CARS

Make	Model	Year	How much is your vehicle likely to protect you?	How seriously is your vehicle likely to harm another road user?
Toyota	Corolla	82-84		✓✓
Toyota	Corolla	86-88		✓
Toyota/Holden	Corolla/Nova	89-93		✓
Toyota/Holden	Corolla/Nova	94-97		✓✓
Toyota	Corolla	98-01		✓
Toyota	Corolla	02-04		○
Toyota	Tercel	83-88		○
Toyota	Corolla 4WD Wagon	92-96		
Volkswagen	Golf	82-94		
Volkswagen	Golf	95-98		○
Volkswagen	Golf/Bora	99-04		○

MEDIUM CARS





Daewoo	Espero	95-97		○
Daewoo	Leganza	97-04		○
Ford	Mondeo	95-01		○
Holden	Camira	82-89		○
Holden	Vectra	97-03		○
Mitsubishi	Sigma/Galant/Sapporo/Lambda	82-84		✓
Mitsubishi	Galant	95-96		○
Ford/Mazda	Telstar/626/MX6/Capella	83-86		✓
Ford/Mazda	Telstar/626/MX6/Capella	88-91		○
Ford/Mazda	Telstar/626/MX6/Capella/Cronos	92-97		✓
Mazda	626	98-02		○
Nissan	Pintara	86-88		○
Nissan/Ford	Pintara/Corsair/Bluebird	89-92		○
Nissan	Bluebird	82-86		✓
Nissan	Bluebird	93-97		✓
Subaru	1800/Leone/Omega/4WD Wagon	82-93		✓
Subaru	Liberty/Legacy	89-93		○
Subaru	Liberty/Legacy/Outback	94-98		○

KEY























	How much is your vehicle likely to protect you?	How seriously is your vehicle likely to harm another road user?
Significantly better than average		✓✓ Significantly less harm to other road users than average
Better than average		✓ Less harm than average
Average		○ Average
Worse than average		✗ More harm than average
Significantly worse than average		✗✗ Significantly more harm than average

Where no rating is included, there was insufficient data available for that particular vehicle.






MEDIUM CARS

Make	Model	Year	How much is your vehicle likely to protect you?	How seriously is your vehicle likely to harm another road user?
Subaru	Liberty/Legacy/Outback	99-03		0
Toyota	Corona	82-88		✓
Toyota	Camry	83-86		0
Holden/Toyota	Apollo JK/JL/Camry/Vista	88-92		0

LARGE CARS

Ford	Falcon XE/XF	82-88		✗
Ford	Falcon EA/Falcon EB Series I	88-92		✗
Ford	Falcon EB Series II/Falcon ED	92-94		✗
Ford	Falcon EF/EL	94-98		✗
Ford	Falcon AU	98-02		0
Ford	Taurus	96-98		0
Ford	Falcon BA	02-04		0
Holden/Toyota	Commodore VN/VP/Lexcen	89-93		✓
Holden/Toyota	Commodore VR/VS/Lexcen	93-97		0
Holden	Commodore VT/VX	97-02		✗
Holden	Commodore VY/VZ	02-04		0
Holden	Commodore VB-VL	82-88		0
Hyundai	Sonata	98-01		0
Hyundai	Sonata	89-97		0
Mitsubishi	Magna TM/TN/TP/Sigma/V3000	85-90		0
Mitsubishi	Magna TE/TF/TH/TJ/Verada KE/KF/KH/KJ/Diamante	96-03		0
Mitsubishi	Magna TR/TS/Verada KR/KS/V3000/Diamante	91-96		0
Nissan	Skyline	83-88		0
Holden/Toyota	Apollo JM/JP/Camry/Sceptor	93-97		0
Toyota	Camry	98-02		✗
Toyota	Avalon	00-04		✗
Toyota	Camry	02-04		0

KEY

	How much is your vehicle likely to protect you?	How seriously is your vehicle likely to harm another road user?
Significantly better than average		✓✓ Significantly less harm to other road users than average
Better than average		✓ Less harm than average
Average		0 Average
Worse than average		✗ More harm than average
Significantly worse than average		✗✗ Significantly more harm than average

Where no rating is included, there was insufficient data available for that particular vehicle.

LUXURY CARS

Make	Model	Year	How much is your vehicle likely to protect you?	How seriously is your vehicle likely to harm another road user?
Audi	A4	95-01		O
BMW	3 Series E30	82-91		O
BMW	3 Series E36	92-98		O
BMW	3 Series E46	99-04		O
BMW	5 Series E28	82-88		O
BMW	5 Series E34	89-95		O
BMW	5 Series E39	96-03		O
Ford	Fairlane Z & LTD F	82-87		O
Ford	Fairlane N & LTD D	88-94		O
Ford	Fairlane N & LTD D	95-98		O
Ford	Fairlane & LTD AU	99-02		O
Holden	Statesman/Caprice WB	82-85		
Holden	Statesman/Caprice VQ	90-93		O
Holden	Statesman/Caprice VR/VS	94-98		O
Holden	Statesman/Caprice WH	99-03		O
Jaguar	XJ6	82-86		XX
Jaguar	XJ6	87-94		O
Mazda	929/Luce	82-90		O
Mazda	929/Sentia/Efini MS-9	92-96		
Mercedes Benz	C-Class W201	87-93		O
Mercedes Benz	C-Class W202	95-00		✓
Mercedes Benz	E-Class W123	82-85		
Mercedes Benz	E-Class W124	86-94		O
Mercedes Benz	E-Class W210	96-02		O
Mercedes Benz	S-Class W126	82-92		O
Nissan	Maxima	90-94		O
Nissan	Maxima/Cefiro	95-99		O
Honda	Legend	86-95		O
Honda	Accord	82-85		✓✓
Honda	Accord	86-90		O
Honda	Accord	91-93		✓✓
Honda	Accord	94-98		O
Honda	Accord	99-02		O

KEY

	How much is your vehicle likely to protect you?	How seriously is your vehicle likely to harm another road user?
Significantly better than average		✓✓ Significantly less harm to other road users than average
Better than average		✓ Less harm than average
Average		O Average
Worse than average		X More harm than average
Significantly worse than average		XX Significantly more harm than average

Where no rating is included, there was insufficient data available for that particular vehicle.

LUXURY CARS

Make	Model	Year	How much is your vehicle likely to protect you?	How seriously is your vehicle likely to harm another road user?
Peugeot	405	89-97		0
Peugeot	505	82-93		0
Peugeot	406	96-04		
Saab	900 Series	82-92		✓✓
Saab	900/9-3	94-02		0
Saab	9000	86-97		0
Toyota	Crown/Cressida/Mark II	82-85		0
Toyota	Crown/Cressida/Mark II	86-88		0
Toyota	Cressida/Mark II	89-93		0
Lexus	ES300/Windowm	92-01		0
Volvo	850/S70/V70/C70	92-04		X
Volvo	200 Series	82-93		0
Volvo	300 Series	84-88		
Volvo	700/900 Series	84-92		0
Volvo	S40/V40	97-04		0
Volkswagen	Passat	98-04		

PEOPLE MOVERS

































Chrysler	Voyager	97-04		X
Mitsubishi	Nimbus/Chariot/Spacewagon	85-91		0
Mitsubishi	Nimbus/Chariot	92-98		0
Mitsubishi	Starwagon/L300	83-86		XX
Mitsubishi	Starwagon/Delica Starwagon	87-93		XX
Mitsubishi	Starwagon/Delica Spacegear	95-98		0
Mitsubishi	Starwagon/Delica Spacegear	98-04		0
Kia	Carnival	99-04		0
Nissan	Prairie	84-86		0
Honda	Odyssey	95-00		0
Toyota	Tarago	83-89		0
Toyota	Tarago/Previa/Estima	91-99		0

KEY






	How much is your vehicle likely to protect you?	How seriously is your vehicle likely to harm another road user?
Significantly better than average		✓✓ Significantly less harm to other road users than average
Better than average		✓ Less harm than average
Average		0 Average
Worse than average		X More harm than average
Significantly worse than average		XX Significantly more harm than average

Where no rating is included, there was insufficient data available for that particular vehicle.

SPORTS CARS

Make	Model	Year	How much is your vehicle likely to protect you?	How seriously is your vehicle likely to harm another road user?
Alfa Romeo	GTV	82-84		
Ford	Capri	89-94		✓
Holden	Calibra	94-97		0
Hyundai	Coupe	96-00		0
Mitsubishi	Starion	82-87		
Mazda	RX7	82-85		0
Mazda	RX7	86-91		0
Mazda	MX5/Eunos Roadster	89-97		0
Mazda	Eunos 30X/Presso/MX-3/Autozam AZ-3	90-97		0
Nissan	300ZX/Fairlady Z	90-95		✗
Nissan	Gazelle/Silvia	84-86		0
Nissan	Exa	83-86		✗
Nissan	Exa	87-91		0
Nissan	NX/NX-R	91-96		0
Nissan	200SX/Silvia	94-02		0
Honda	CRX	87-91		0
Honda	CRX	92-98		
Honda	Prelude	83-91		0
Honda	Prelude	92-96		0
Honda	Prelude	97-02		0
Honda	Integra	86-88		✓
Honda	Integra	90-92		0
Honda	Integra	93-01		0
Renault	Feugo	82-87		✓✓
Toyota	Celica	81-85		0
Toyota	Celica	86-89		0
Toyota	Celica	90-93		0
Toyota	Celica	94-99		0
Toyota	Supra	82-90		✗✗
Toyota	MR2	87-90		
Toyota	MR2	91-00		
Toyota	Paseo/Cynos	91-99		0

KEY

	How much is your vehicle likely to protect you?	How seriously is your vehicle likely to harm another road user?
Significantly better than average		✓✓ Significantly less harm to other road users than average
Better than average		✓ Less harm than average
Average		0 Average
Worse than average		✗ More harm than average
Significantly worse than average		✗✗ Significantly more harm than average

Where no rating is included, there was insufficient data available for that particular vehicle.

