

AA monthly congestion report: August 2018

Christchurch

Typical travel times in the morning peak period

AIRPORT-CBD
12 minutes

Previous year (August 2017):
12 minutes

Free-flow: 9 minutes

**SH1
WAIKUKU-BELFAST**
15 minutes

Previous year (August 2017):
19 minutes

Free-flow: 14 minutes

**NEW BRIGHTON-
NORTHCOTE**
14 minutes

Previous year (August 2017):
14 minutes





Free-flow: 12 minutes

**WALTHAM-
HORNBY**
17 minutes

Previous year (August 2017):
14 minutes

Free-flow: 12 minutes

In the month of August 2018:

-  **8%** Change in congestion across the network against previous year (August 2018)
-  **10,300** - cars added to the fleet in the last 12 months
-  Worst day of the month: **Tuesday, 7 August**
-  Number of wet days*: **7**
*Days with at least 1mm of rain
Source: Environment Canterbury