

AA monthly congestion report: February 2019

Christchurch

Typical travel times in the morning peak period

SH1
WAIKUKU-BELFAST
16 minutes

Previous year (Feb 2018):
15 minutes
Free-flow: 15 minutes

AIRPORT-CBD
13 minutes

Previous year (Feb 2018):
12 minutes
Free-flow: 9 minutes


NEW BRIGHTON-
NORTHCOTE
15 minutes


Previous year (Feb 2018):
14 minutes
Free-flow: 12 minutes


WALTHAM-
HORNBY
16 minutes

Previous year (Feb 2018):
15 minutes
Free-flow: 12 minutes

In the month of February 2019:

 No change in congestion across the network against previous year (Feb 2018)

 Worst day of the month: **Tuesday, 19 February**

 Number of wet days*: **3**
*Days with at least 1mm of rain
Source: Environment Canterbury