

AA monthly congestion report: November 2018

Christchurch

Typical travel times in the morning peak period

AIRPORT-CBD
12 minutes

Previous year (Nov 2017):
12 minutes

Free-flow: 9 minutes

**SH1
WAIKUKU-BELFAST**
15 minutes

Previous year (Nov 2017):
17 minutes

Free-flow: 14 minutes

**NEW BRIGHTON-
NORTHCOTE**
14 minutes

Previous year (Nov 2017):
13 minutes





Free-flow: 12 minutes

**WALTHAM-
HORNBY**
15 minutes

Previous year (Nov 2017):
15 minutes

Free-flow: 12 minutes

In the month of November 2018:

-  **2%** Change in congestion across the network against previous year (Nov 2017)
-  **7,500** cars added to the fleet in the last 12 months
-  Worst day of the month: **Thursday, 1 November**
-  Number of wet days*: **11**
*Days with at least 1mm of rain
Source: Environment Canterbury