

AA monthly congestion report: October 2018

Christchurch

Typical travel times in the morning peak period

SH1
WAIKUKU-BELFAST
15 minutes

Previous year (Oct 2017):
17 minutes
Free-flow: 14 minutes

AIRPORT-CBD
12 minutes

Previous year (Oct 2017):
12 minutes
Free-flow: 12 minutes





NEW BRIGHTON-
NORTHCOTE
13 minutes

Previous year (Oct 2017):
13 minutes
Free-flow: 12 minutes

WALTHAM-
HORNBY
15 minutes

Previous year (Oct 2017):
15 minutes
Free-flow: 12 minutes

In the month of October 2018:

-  **5%** Change in congestion across the network against previous year (Oct 2017)
-  **9,000** - cars added to the fleet in the last 12 months
-  Worst day of the month: **Tuesday, 30 October**
-  Number of wet days*: **8**
*Days with at least 1mm of rain
Source: Environment Canterbury