

# AA monthly congestion report: August 2019

## Wellington

Typical travel times in the morning peak period

SH1  
PLIMMERTON-CBD  
**37 minutes**

Previous year (Aug 2018):  
36 minutes  
Free-flow: 20 minutes

SH2  
LOWER HUTT-CBD  
**28 minutes**


Previous year (Aug 2018):  
24 minutes  
Free-flow: 10 minutes


SH1  
AIRPORT-CBD  
**22 minutes**


Previous year (Aug 2018):  
19 minutes  
Free-flow: 12 minutes

### In the month of August 2019:

↑ **3%** Change in congestion across the network compared with same month last year (Aug 2018)

 **6,000** - ccars added to the fleet in the last 12 months

 Worst day of the month: **Thursday, 30 August**

 Number of wet days\*: **12**  
\*Days with at least 1mm of rain  
Source: Greater Wellington Regional Council